

# **Coca-Cola HBC Procurement Info Sheets 2022**

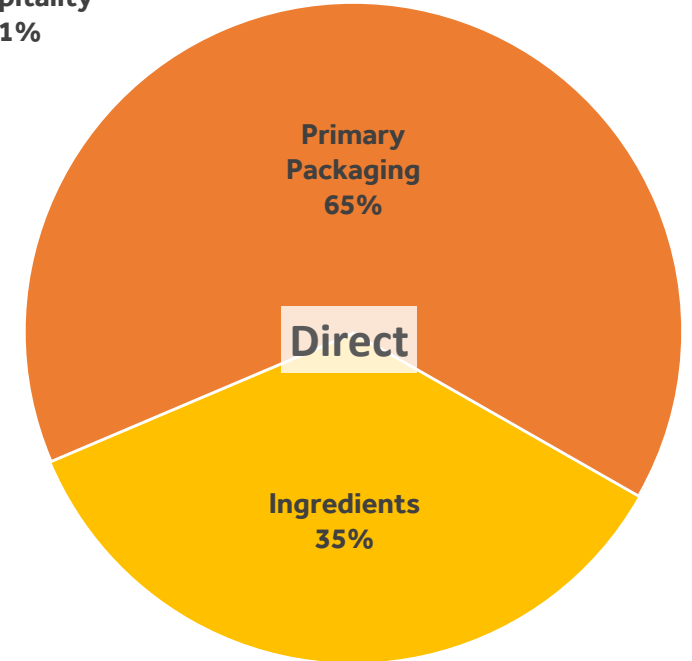
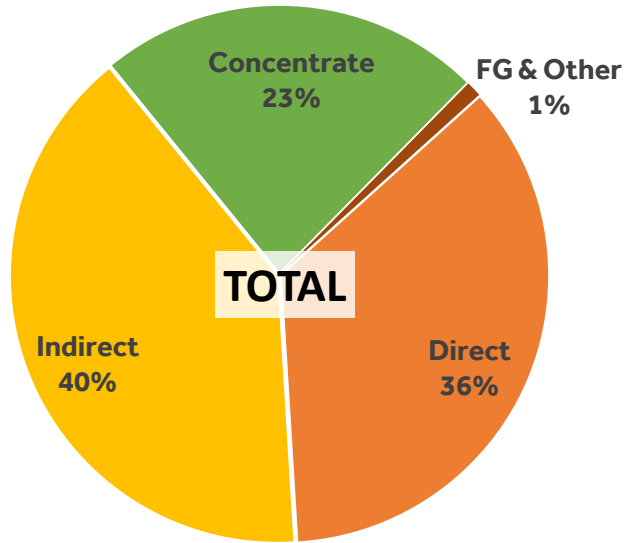
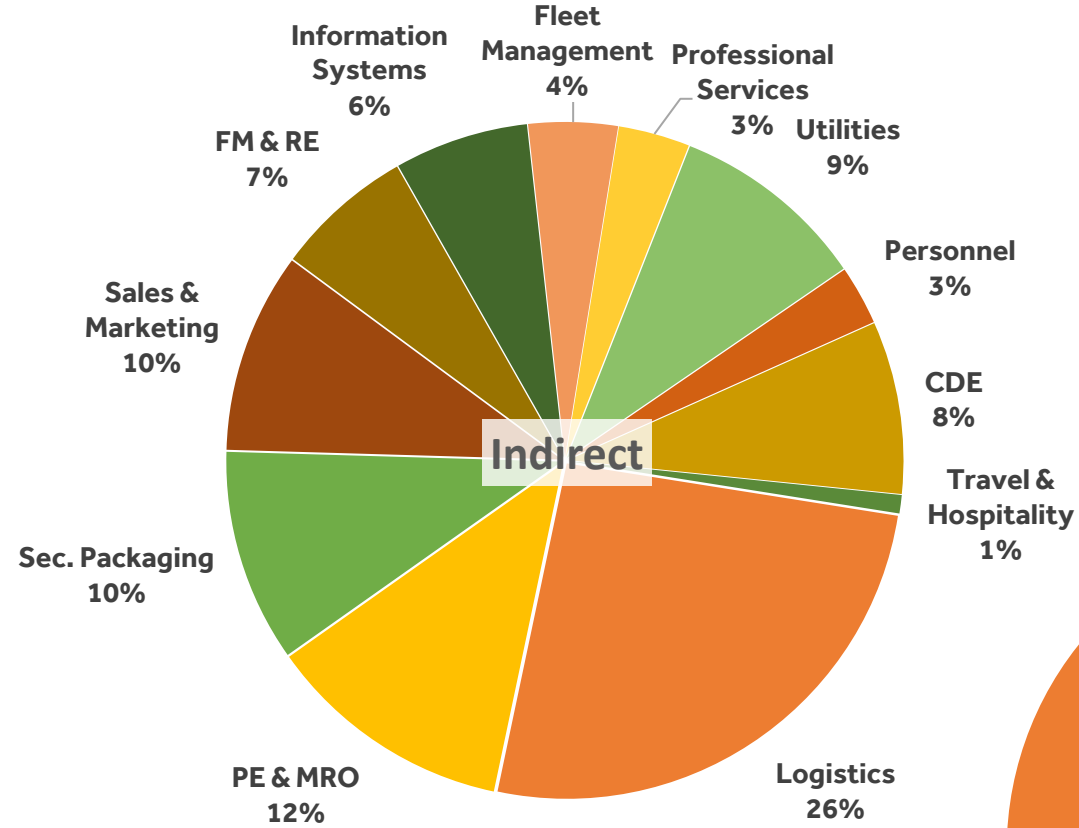


**Published: May 2023**

# 2022 – Total Spend: € 6.6 bn

## Procurement Addressable Spend: € 5.0 bn

Categories	€ bn
Direct	2.37
Indirect	2.66
<b>Total Proc. Addressable Spend</b>	<b>5.0</b>
Concentrate	1.54
Finished Goods (FG) & Other	0.06
<b>Total Spend</b>	<b>6.63</b>



**Note:** Reporting period is from Dec'21 to Nov'22

# 2022 Supply Base Screening Summary

Supplier Segmentation in Tier 1 (T1)	Tier 1 Suppliers with Spend in 2022		
	Total # of Suppliers Screened per Segment	% of Screened Suppliers on Total Suppliers	% of Screened Spend on Total Spend
Group Critical Suppliers	978	5.8%	72.9%
Country Strategic Suppliers	3,715	22.0%	
TCCC	14	0.1%	23.2%
<b>Total # of Significant Suppliers in Tier 1</b>	<b>4,707</b>	<b>27.9%</b>	<b>96.1%</b>
Tactical Suppliers	11,555	68.5%	2.9%
Finished Goods (FG)	259	1.5%	0.8%
Other non-Procurement Addressable Suppliers	355	2.1%	0.1%
<b>Total # of Tier 1 Suppliers</b>	<b>16,876</b>	<b>100%</b>	<b>100%</b>
<b>Total # of Significant non-Tier 1 Suppliers</b>	<b>70,269</b>	<b>N/A</b>	<b>N/A</b>

**Note:** TCCC and Finished Goods (FG) are not Procurement Addressable

	Total Tier 1	T1 Significant & Tactical (Abs. #)	Other* (Abs. #)
<b>Suppliers</b>	16,876	16,262	614
<b>Spend</b>	€ 6,63 bn	€ 6,57 bn	€ 0.06 bn
<b>Procurement Addressable Spend:</b>		<b>€ 5,03 bn</b>	

\* Other represents FG & Sponsorships that are not included in procurement reporting as they have been wrongly registered in SAP under procurement codes

# 2022 Supply Base Assessment Summary

Supplier Segmentation in Tier 1	Tier 1 Suppliers with Spend in 2022			
	Total # of Suppliers per Segment	No. of Suppliers Assessed	% of Assessed Suppliers on Total Suppliers	% of Assessed Spend on Total Spend
Group Critical Suppliers	978	811	4.8%	45.6%
Country Strategic Suppliers	3,715	1,349	8.0%	
TCCC	14	14	0.1%	23.2%
<b>Total # of Significant Suppliers in Tier 1</b>	<b>4,707</b>	<b>2,174</b>	<b>12.9%</b>	<b>68.9%</b>
Tactical Suppliers	11,555	448	2.7%	0.5%
Finished Goods	259	N/A	N/A	N/A
Other non-Proc. Addressable Suppliers	355	N/A	N/A	N/A
<b>Total # of Tier 1 Suppliers</b>	<b>16,876</b>	<b>2,622</b>	<b>15.5%</b>	<b>69.3%</b>
<b>Total # of Significant non-Tier 1 Suppliers</b>	<b>70,269</b>	<b>69,495</b>	<b>98.9%</b>	<b>N/A</b>

**Note:** TCCC and Finished Goods (FG) are not Procurement Addressable

	Total Tier 1	Assessed (Abs. #)	Assessed (%)	Non-Assessed (Abs. #)	Comments
<b>Suppliers</b>	16,876	2,622	15.5%	14,254	Assessed in this table includes Tier 1 Significant & Tactical Suppliers
<b>Spend</b>	€ 6,63 bn	€ 4,6 bn	69.3%	€ 2,0 bn	

**Note:** Risk Screening & assessment consider Industry Sector, Country, Spend Levels and ESG Risks