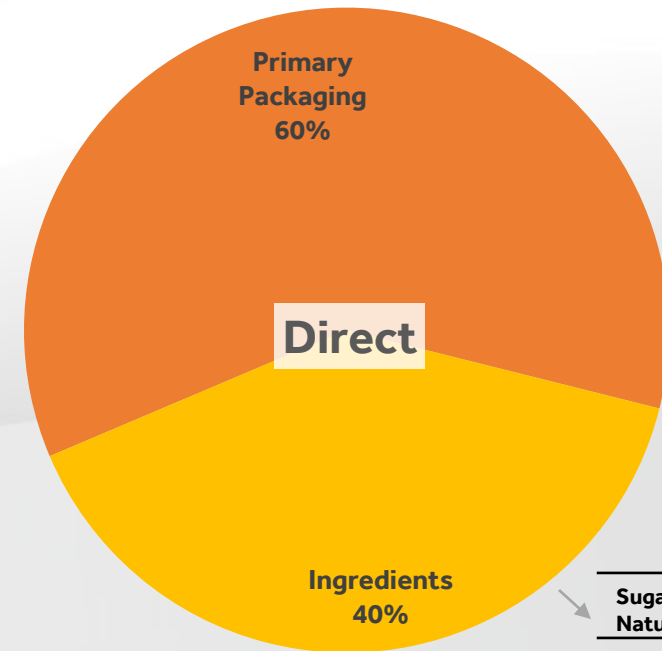
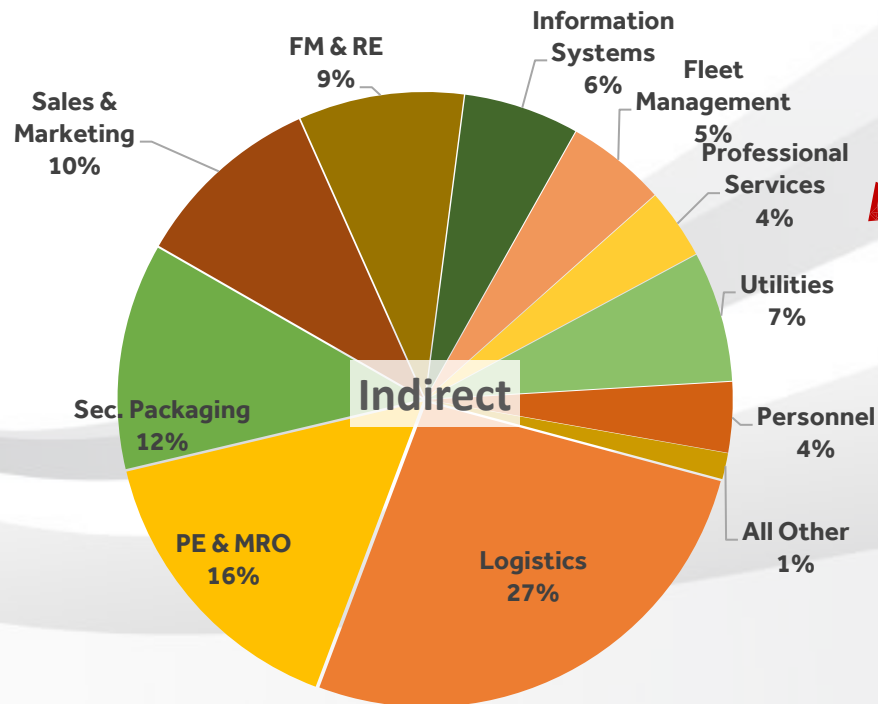
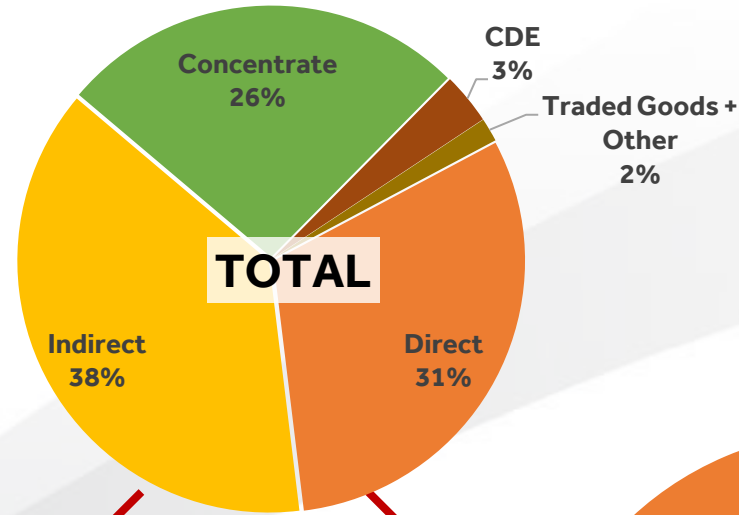




Coca-Cola Hellenic Procurement Info Sheets 2021

2021– Total Addressable Spend: 5.0bn€

Categories	bil.€
Direct	1.54
Indirect	1.90
Concentrate	1.31
CDE	0.16
Traded Goods + Other	0.08
Total	5.00



Sugar & Other	86%
Natural Sweeteners	
Juices	4%

2021 Supply Base Assessment Summary

Supplier Category	Suppliers with Spend in 2021		
	No. of Suppliers Assessed	% of Total Suppliers	% of total 2021 Spend
Group Critical- Assessed	855	5.1%	60.7%
Country Strategic - Assessed	2,965	17.8%	
TCCC	13	0.1%	26.3%
Total Critical Suppliers (incl. TCCC)	3,833	23.0%	87.0%
Total Critical Suppliers (incl. TCCC & Finished Goods)	4,135	24.8%	88.2%
Tactical - Assessed	12,064	72.3%	11.5%
Total Assessed	16,199	97.1%	99.7%

Suppliers Evaluated	Suppliers with Spend in 2021	
	No. of Suppliers	% of total Suppliers
Annual Category Assessment Total	16,199	97.1%
Critical Suppliers (excluding TCCC & Finished Goods)	3,820	22.9%
Total Active Suppliers 2021	16,679	

Note: TCCC and Finished Goods (FG) are not Procurement Addressable

TCCC and Finished Goods Inspected and Tracked on Sustainability performance by the Quality Safety & Environmental (QSE) & Commercial Departments.

For Finished Goods (FG) CCH is acting as Distributor only and not as Manufacturer

	Total	Assessed (Abs. #) (inc. TCCC/FG)	Non-Assessed (Abs. #)	Assessed (%) (inc. TCCC/FG)	Comments
Suppliers	16,679	16,199	480	97.1%	non-assessed represents uncategorized taxonomy items & Sponsorships
Spend	€ 4,997,317,094	€ 4,988,795,277	€ 8,521,817	99.8%	assessed includes TCCC & Finished Goods (assessed by QSE & Commercial Departments)

Procurement Addressable Spend: 3.6bn EUR