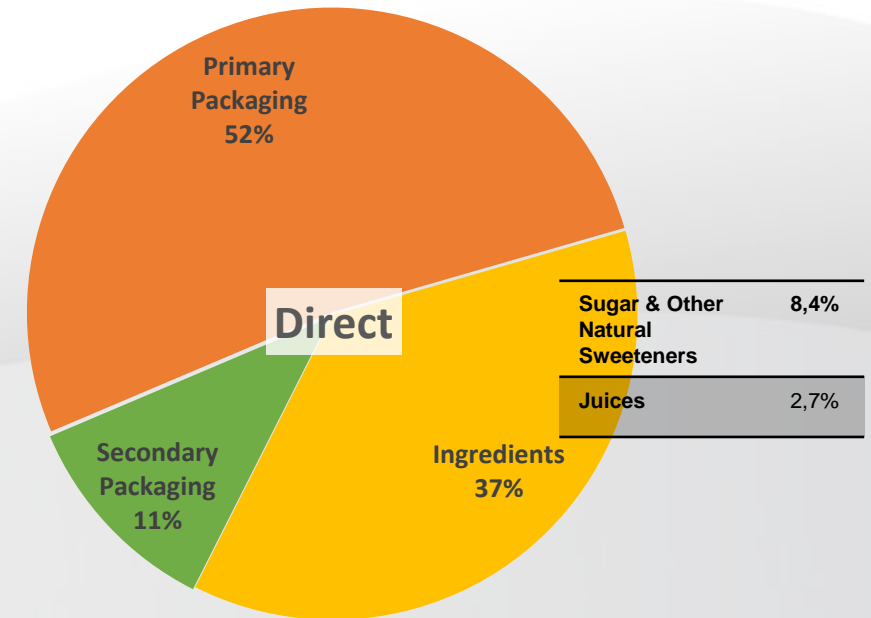
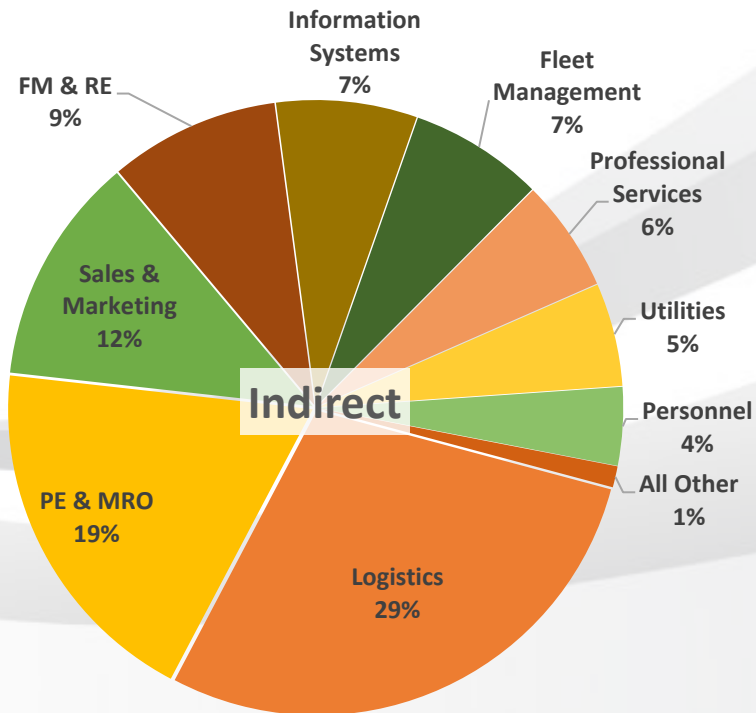
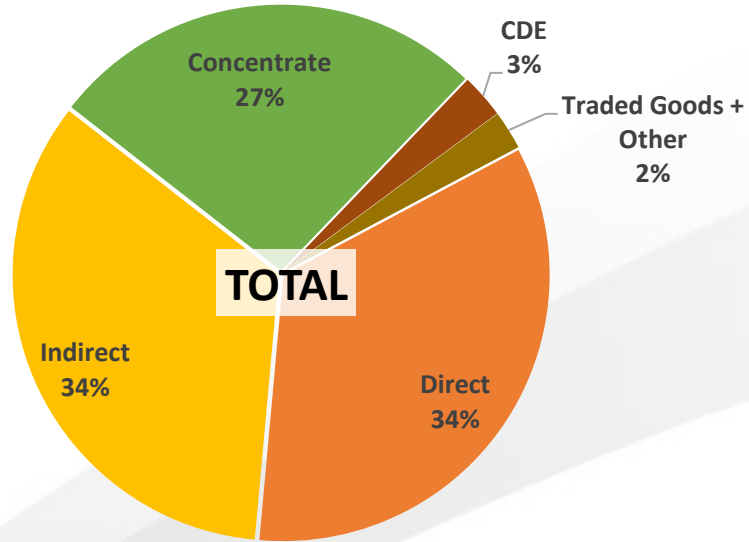




# **Coca-Cola Hellenic Procurement Info Sheets 2020**

# 2020 – Total Addressable Spend : 4.4 bn €

Categories	bil.€
Direct	1.50
Indirect	1.49
Concentrate (TCCC)	1.17
CDE	0.12
Traded Goods + Other	0.10
<b>Total</b>	<b>4.38</b>



# 2020 Supply Base Assessment Summary

Supplier Category	Suppliers with Spend in 2020		
	No. of Suppliers Assessed	% of Total Suppliers	% of total 2020 Spend
Group Critical- Assesed	620	3,5%	72,3%
Country Strategic - Assesed	3216	18,1%	
TCCC	16	0,1%	26,6%
Total Critical Suppliers (incl. TCCC)	3852	21,6%	98,9%
Total Critical Suppliers (incl. TCCC & Finished Goods)	4003	22,5%	99,8%
Tactical - Assesed	12228	68,7%	11,4%
Total Suppliers Assesed	16231	91,2%	99,8%
Suppliers Evaluated	Suppliers with Spend in 2020		
	No. of Suppliers	% of total Suppliers	
Annual Category Assessment Total	16231	91,2%	
Critical Suppliers (excluding TCCC & Finished Goods)	3836	21,5%	
Total Active Suppliers 2020	17802		

**Note:** TCCC and Finished Goods (FG) are not Procurement Addressable

TCCC and Finished Goods Inspected and Tracked on performance by the Quality Safety & Environmental Department (QSE)

	%	Total Suppliers	Assessed (inc. TCCC/ FG)	Suppliers Non Assessed	Comments
<b>% of Suppliers Assessed</b>	<b>91,2%</b>	17.802	16.231	1.571	<i>non-assesed represents uncategorized taxonomy items &amp; Sponsorships assessed includes TCCC &amp; Finished Goods (assessed by QSE Department)</i>
<b>Spend</b>	<b>99.8% of spend assessed</b>	€ 4.359.482.186,88	€ 4.351.954.080,98	€ 7.528.105,90	
<b>Procurement Addressable spend</b>	<b>3 Billion EUR</b>				